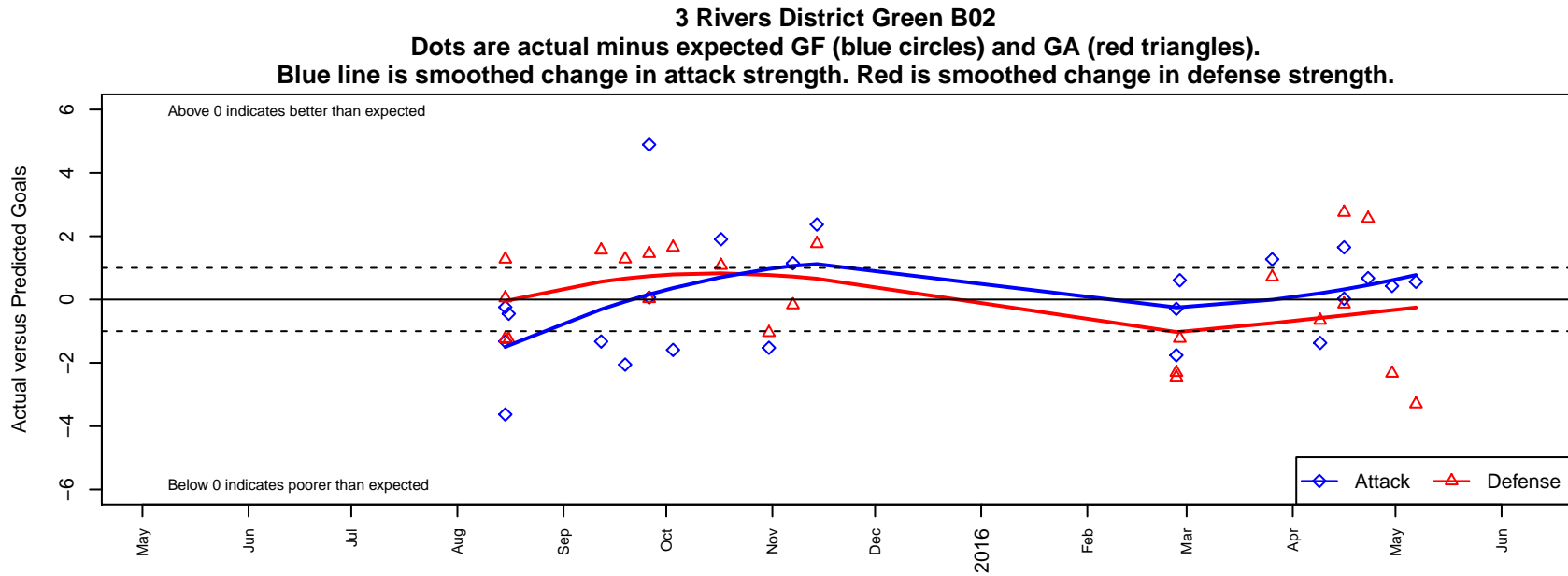


3 Rivers District Green B02

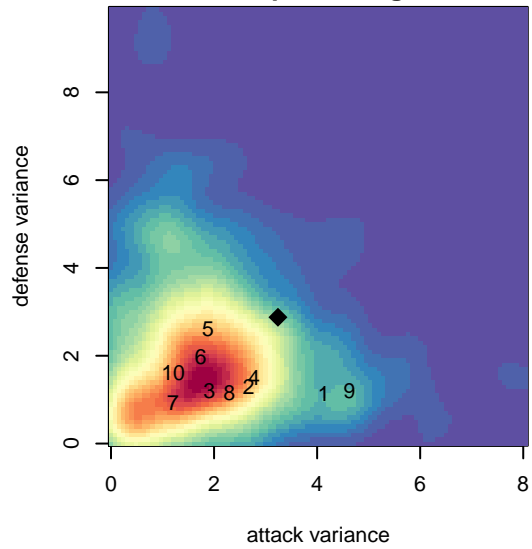
3 Rivers SC
 Pasco, WA
 B02 total strength=712
 attack=1.22 defense=0.45
 fall league = NWL Group 1 U13
 spr league = Spr PSPL–Inland Div 1 U13
 notes= was White;Avalanche; Jackson
 2013–5

alt names used:
 3 RIVERS DISTRICT GREEN
 3RSC BU13 3RSC–JACKSON (WA)
 Three Rivers Soccer Club District B02B

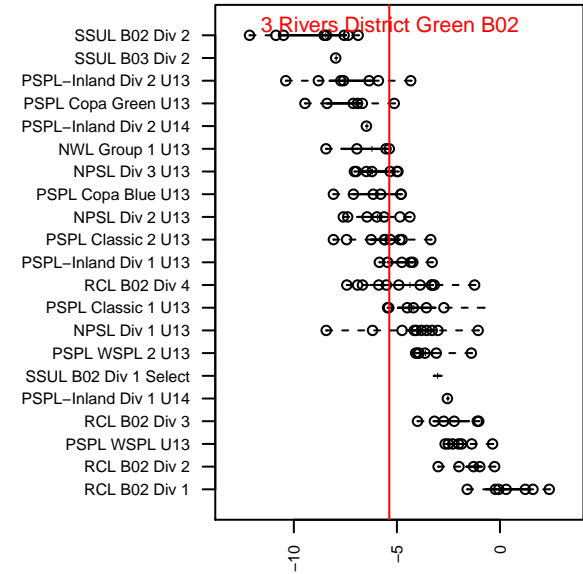
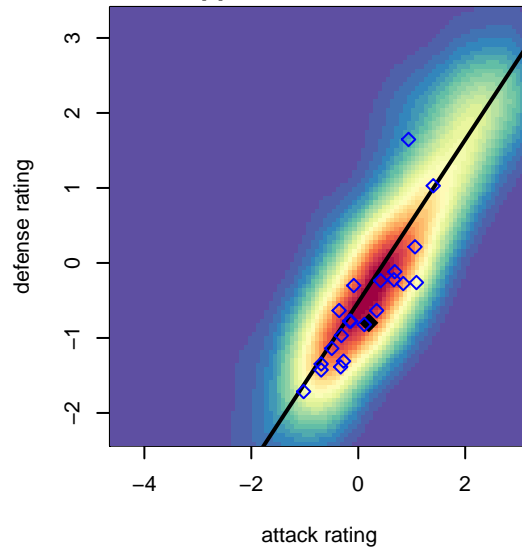
Venues played:
 2015 Les Schwab NW Cup U13 U13
 2015 NWL Group 1 U13
 2015 Blue Mtn Exchange BU12/BU13
 2015 Spr PSPL–Inland Div 1 U13



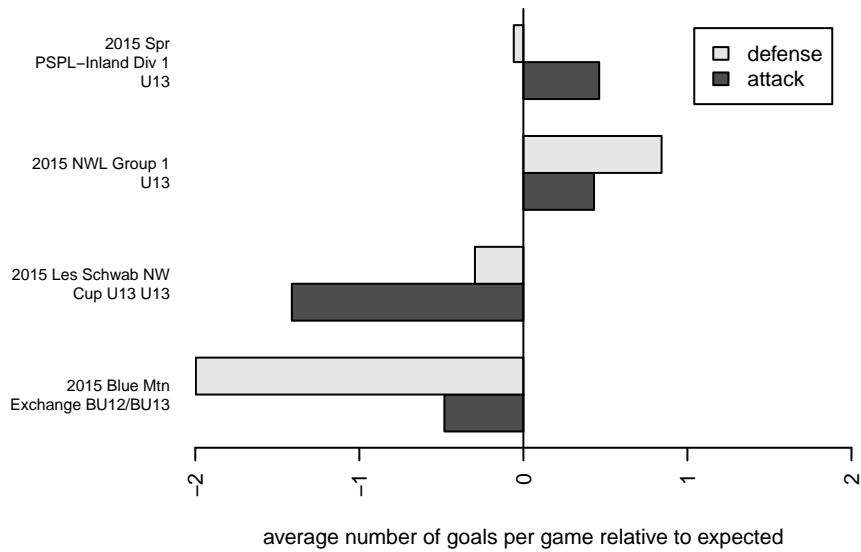
**attack and defense variance (black dot)
relative to other teams
and top 10 in region**



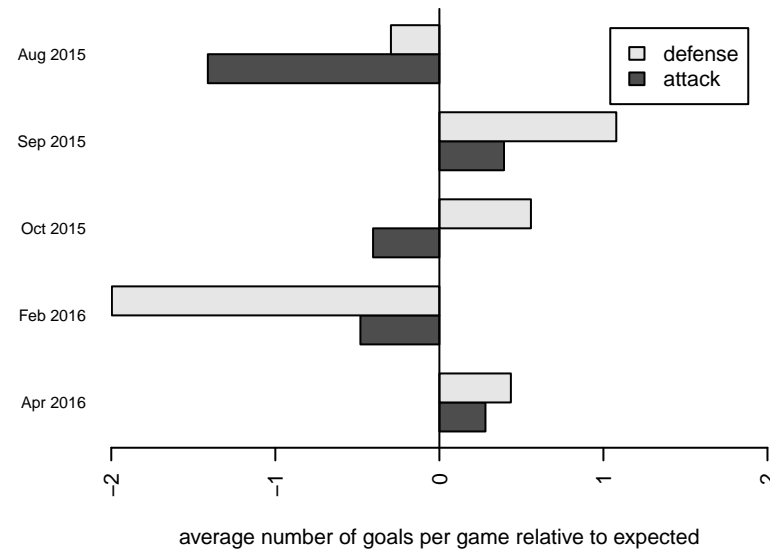
**attack and defense rating
relative to others at age
and all opponents in last 13 months**



Performance relative to 13 month average



Performance relative to 13 month average



date	home		away		venue	pred.home	pred.away
2016-05-07	Cobra Manchester City B02	9	3 Rivers District Green B02	2	2015 Spr PSPL-Inland Div 1 U13	5.70	1.44
2016-04-30	3 Rivers District Green B02	3	Spokane Pumas Platinum B02	4	2015 Spr PSPL-Inland Div 1 U13	2.57	1.67
2016-04-23	3 Rivers District Black B02	0	3 Rivers District Green B02	3	2015 Spr PSPL-Inland Div 1 U13	2.56	2.33
2016-04-16	3 Rivers District Green B02	1	Academy Idaho Cads B02	6	2015 Spr PSPL-Inland Div 1 U13	0.98	5.86
2016-04-16	3 Rivers District Green B02	3	Sting SC Arsenal B02	2	2015 Spr PSPL-Inland Div 1 U13	1.35	4.75
2016-04-09	Cobra Hooligans B02	2	3 Rivers District Green B02	1	2015 Spr PSPL-Inland Div 1 U13	1.34	2.37
2016-03-26	Breakers Red B02	1	3 Rivers District Green B02	4	2015 Spr PSPL-Inland Div 1 U13	1.71	2.73
2016-02-28	Wenatchee FC Black B04	2	3 Rivers District Green B02	6	2015 Blue Mtn Exchange BU12/BU13	0.77	5.39
2016-02-27	3 Rivers District Green B02	0	3 Rivers Black B03	6	2015 Blue Mtn Exchange BU12/BU13	1.76	3.55
2016-02-27	3 Rivers Green B03	5	3 Rivers District Green B02	2	2015 Blue Mtn Exchange BU12/BU13	2.69	2.29
2015-11-14	SSC Shadow Denman B02	0	3 Rivers District Green B02	6	2015 NWL Group 1 U13	1.76	3.63
2015-11-07	3 Rivers District Green B02	3	VYSA Crawford B02	5	2015 NWL Group 1 U13	1.86	4.83
2015-10-31	Moscow United B02	3	3 Rivers District Green B02	0	2015 NWL Group 1 U13	1.95	1.53
2015-10-17	Sting SC Leeds United B02	0	3 Rivers District Green B02	6	2015 NWL Group 1 U13	1.07	4.10
2015-10-03	Idaho Thunder B02	0	3 Rivers District Green B02	2	2015 NWL Group 1 U13	1.65	3.59
2015-09-26	3 Rivers District Green B02	5	Pullman Pumas B02	1	2015 NWL Group 1 U13	4.94	1.03
2015-09-26	3 Rivers District Green B02	8	Lakeland Nighthawks B02	0	2015 NWL Group 1 U13	3.11	1.45
2015-09-19	Sandpoint Strikers B02	0	3 Rivers District Green B02	1	2015 NWL Group 1 U13	1.28	3.06
2015-09-12	3 Rivers District Black B02	1	3 Rivers District Green B02	1	2015 NWL Group 1 U13	2.56	2.33
2015-08-16	3 Rivers District Green B02	0	SSC Shadow A B02	8	2015 Les Schwab NW Cup U13 U13	0.45	6.73
2015-08-15	3 Rivers District Green B02	0	Spokane Pumas B03	6	2015 Les Schwab NW Cup U13 U13	0.24	6.05
2015-08-15	3 Rivers District Green B02	0	FC Spokane Black B02	2	2015 Les Schwab NW Cup U13 U13	1.32	3.27
2015-08-15	3 Rivers District Green B02	0	SSC Shadow Denman B02	3	2015 Les Schwab NW Cup U13 U13	3.63	1.76